

Fittings

DIN11852/DIN11850

Weld to the DIN11850 and DIN11852 tubes



All bends, tees, and reducers are according to DIN11850/ DIN11852
EACH FITTINGS PACKAGING HAS A BARCODE

1.2

Fittings DIN11852/DIN11850

The hygienic Tubes, bends, Tee, Reducers, And Clamp Union of GEMO are strictly according to Germany DIN11850, DIN32676 Standard, Gaskets for Clamp Fittings are available in several different materials, EPDM, Silicone, FPM, and PTFE.

GEMO DIN fittings meet



requirements.

FITTINGS DIN11852/DIN11850

FITTINGS SPECIFICATIONS....

Size Range: DN10 ID through DN200 ID
Materials: 1.4301(304), 1.4404(316L)
Surface Finish:
Mechanically Polished
Internal 20Ra (0.51µm), External 32Ra (0.8µm)
No. 7 - ID & OD
No. 5 - OD only
No. 3 - ID only
No. 1 - unpolished
Custom - built upon request

ORDERING SPECIFICATIONS....

- Specify:
- Description
 - Code No.
 - Size
 - Material
 - Surface Polish Requirements
 - Quantity

Description	Code No	Size	Material	Surface	Quantity
D2WK	6009	DN50	1.4301	NO.7	500

NOTES THE DIMENSION TABLES

- All Dimensions are according to DIN standard.
- Wall Thickness: Fittings DN15-DN50 sizes are manufactured with 1.5 mm wall thickness. The DN65-DN200 tube size are manufactured with 2mm wall thickness

DIN11852/DIN11850

Part for DIN tubes

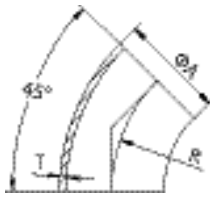


TUBES AND FITTINGS **GEMO**

Finish: OD: Semi bright. ID: Mirror
Connections: Welding ends

1.2

D2WK Bend 45°, acc to DIN 11852



Basic Ordering Number: 6009

NO.	DN	A	R	T
6009 01000	10	13	26	1.5
6009 01500	15	19	35	1.5
6009 02000	20	23	40	1.5
6009 02500	25	29	50	1.5
6009 03200	32	35	55	1.5
6009 04000	40	41	60	1.5
6009 05000	50	53	70	1.5
6009 06500	65	70	80	2.0
6009 08000	80	85	90	2.0
6009 10000	100	104	100	2.0
6009 12500	125	129	187.5	2.0
6009 15000	150	154	225	2.0
6009 20000	200	204	300	2.0

**1.4301 and 1.4404 are available.

N2WK Bend 45°

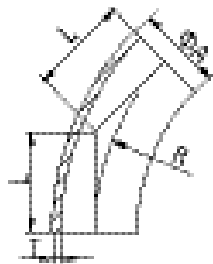


Basic Ordering Number: 6010

NO.	DN	A	R	T
6010 01000	10	12	26	1.5
6010 01500	15	18	35	1.5
6010 02000	20	22	40	1.5
6010 02500	25	28	50	1.5
6010 03200	32	34	55	1.5
6010 04000	40	40	60	1.5
6010 05000	50	52	70	1.5

**1.4301 and 1.4404 are available.

DL2WS EXPANDING Bend 45°, acc to DIN 11852



Basic Ordering Number: 6011

NO.	DN	A	R	L	T
6011 01000	10	13	26	35.8	1.5
6011 01500	15	19	35	39.5	1.5
6011 02000	20	23	40	41.6	1.5
6011 02500	25	29	50	60.7	1.5
6011 03200	32	35	55	62.8	1.5
6011 04000	40	41	60	64.9	1.5
6011 05000	50	53	70	69	1.5
6011 06500	65	70	80	73.0	2.0
6011 08000	80	85	90	92.3	2.0
6011 10000	100	104	100	96.4	2.0
6011 12500	125	129	187.5	135.2	2.0

**1.4301 and 1.4404 are available.

NOTE! Treatment: Annealed.

**All measurements are in millimeters (mm)
Conversion to inches, 25.4mm=1inch

DIN11852/DIN11850

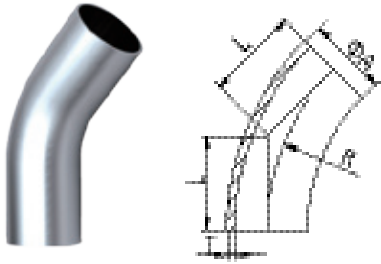
Part for DIN tubes



Finish: OD: Semi bright. ID: Mirror
Connections: Welding ends

1.2

NL2WS EXPANDING Bend 45°

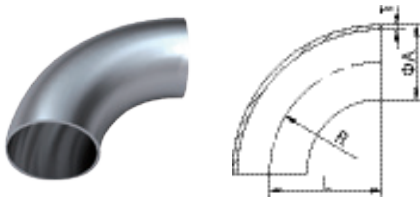


Basic Ordering Number: 6012

NO.	DN	A	R	L	T
6012 01000	10	12	26	35.8	1.5
6012 01500	15	18	35	39.5	1.5
6012 02000	20	22	40	41.6	1.5
6012 02500	25	28	50	60.7	1.5
6012 03200	32	34	55	62.8	1.5
6012 04000	40	40	60	64.9	1.5
6012 05000	50	52	70	69	1.5

**1.4301 and 1.4404 are available.

D2WCL Bend 90°, acc. to DIN 11852

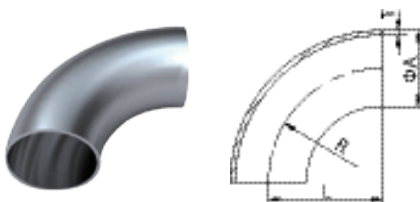


Basic Ordering Number: 6013

NO.	DN	A	R	L	T
6013 01000	10	13	26	26	1.5
6013 01500	15	19	35	35	1.5
6013 02000	20	23	40	40	1.5
6013 02500	25	29	50	50	1.5
6013 03200	32	35	55	55	1.5
6013 04000	40	41	60	60	1.5
6013 05000	50	53	70	70	1.5
6013 06500	65	70	80	80	2.0
6013 08000	80	85	90	90	2.0
6013 10000	100	104	100	100	2.0
6013 12500	125	129	187.5	187.5	2.0
6013 15000	150	154	225	225	2.0
6013 20000	200	204	300	300	2.0

**1.4301 and 1.4404 are available.

N2WCL Bend 90°



Basic Ordering Number: 6014

NO.	DN	A	R	L	T
6014 01000	10	12	26	26	1.5
6014 01500	15	18	35	35	1.5
6014 02000	20	22	40	40	1.5
6014 02500	25	28	50	50	1.5
6014 03200	32	34	55	55	1.5
6014 04000	40	40	60	60	1.5
6014 05000	50	52	70	70	1.5

**1.4301 and 1.4404 are available.

NOTE! Treatment: Annealed.

**All measurements are in millimeters (mm)
Conversion to inches, 25.4mm=1inch

DIN11852/DIN11850

Part for DIN tubes

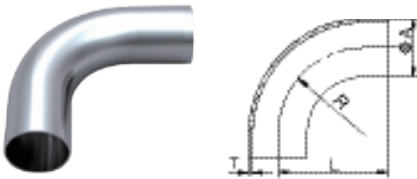


TUBES AND FITTINGS **GEMO**

Finish: OD: Semi bright. ID: Mirror
Connections: Welding ends

1.2

DL2WS EXPANDING Bend 90°, acc to DIN 11852

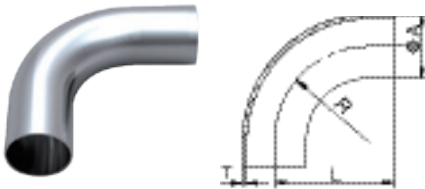


Basic Ordering Number: 6015

NO.	DN	A	R	L	T
6015 01000	10	13	26	38	1.5
6015 01500	15	19	35	47	1.5
6015 02000	20	23	40	52	1.5
6015 02500	25	29	50	70	1.5
6015 03200	32	35	55	78	1.5
6015 04000	40	41	60	85	1.5
6015 05000	50	53	70	97	1.5
6015 06500	65	70	80	110	2.0
6015 08000	80	85	90	118	2.0
6015 10000	100	104	100	140	2.0
6015 12500	125	129	187.5	245	2.0

**1.4301 and 1.4404 are available.

NL2WS EXPANDING Bend 90°

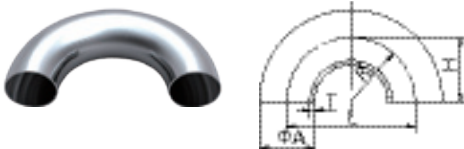


Basic Ordering Number: 6016

NO.	DN	A	R	L	T
6016 01000	10	12	26	38	1.5
6016 01500	15	18	35	47	1.5
6016 02000	20	22	40	52	1.5
6016 02500	25	28	50	70	1.5
6016 03200	32	34	55	78	1.5
6016 04000	40	40	60	85	1.5
6016 05000	50	52	70	97	1.5

**1.4301 and 1.4404 are available.

D3WS Bend 180°, acc to DIN 11852



Basic Ordering Number: 6017

NO.	DN	A	L	R	H	T
6017 02000	20	23	80	40	40	1.5
6017 02500	25	29	100	50	50	1.5
6017 03200	32	35	110	55	55	1.5
6017 04000	40	41	120	60	60	1.5
6017 05000	50	53	140	70	70	1.5
6017 06500	65	70	160	80	80	2.0
6017 08000	80	85	180	90	90	2.0
6017 10000	100	104	200	100	100	2.0
6017 12500	125	129	375	187.5	187.5	2.0
6017 15000	150	154	450	225	225	2.0

**1.4301 and 1.4404 are available.

NOTE! Treatment: Annealed.

**All measurements are in millimeters (mm)
Conversion to inches, 25.4mm=1inch

DIN11852/DIN11850

Part for DIN tubes



Finish: OD: Semi bright. ID: Mirror
Connections: Welding ends

1.2

N3WS Bend 180°

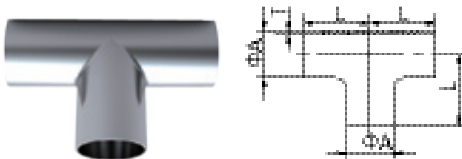


Basic Ordering Number: 6018

NO.	DN	A	L	R	H	T
6018 02000	20	22	80	40	40	1.5
6018 02500	25	28	100	50	50	1.5
6018 03200	32	34	110	55	55	1.5
6018 04000	40	40	120	60	60	1.5
6018 05000	50	52	140	70	70	1.5

**1.4301 and 1.4404 are available.

D7W Tee with straight-end, acc. to DIN 11852

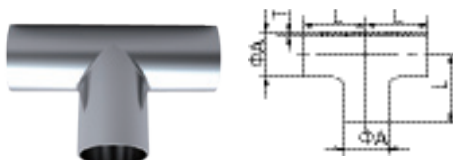


Basic Ordering Number: 6019

NO.	DN	A	L	T
6019 01000	10	13	26	1.5
6019 01500	15	19	35	1.5
6019 02000	20	23	40	1.5
6019 02500	25	29	50	1.5
6019 03200	32	35	55	1.5
6019 04000	40	41	60	1.5
6019 05000	50	53	70	1.5
6019 06500	65	70	80	2.0
6019 08000	80	85	90	2.0
6019 10000	100	104	100	2.0
6019 12500	125	129	187.5	2.0
6019 15000	150	154	225	2.0
6019 20000	200	204	300	2.0

**1.4301 and 1.4404 are available.

N7W Tee with straight-end



Basic Ordering Number: 6020

NO.	DN	A	L	T
6020 01000	10	12	26	1.5
6020 01500	15	18	35	1.5
6020 02000	20	22	40	1.5
6020 02500	25	28	50	1.5
6020 03200	32	34	55	1.5
6020 04000	40	40	60	1.5
6020 05000	50	52	70	1.5

**1.4301 and 1.4404 are available.

NOTE! Treatment: Annealed.

**All measurements are in millimeters (mm)
Conversion to inches, 25.4mm=1inch

DIN11852/DIN11850

Part for DIN tubes

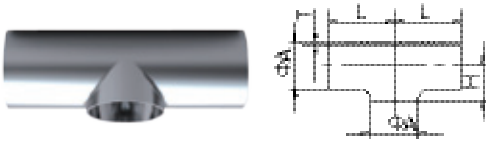


TUBES AND FITTINGS **GEMO**

Finish: OD: Semi bright. ID: Mirror
Connections: Welding ends

1.2

DL7WWW Tee without straight-end, acc. to DIN 11852

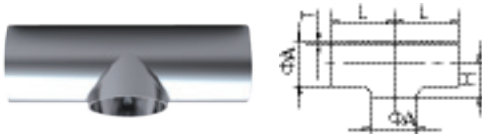


Basic Ordering Number: 6021

NO.	DN	A	L	H	T
6021 01000	10	13	26	9	1.5
6021 01500	15	19	35	11	1.5
6021 02000	20	23	40	13	1.5
6021 02500	25	29	50	16	1.5
6021 03200	32	35	55	19.5	1.5
6021 04000	40	41	60	23	1.5
6021 05000	50	53	70	30	1.5
6021 06500	65	70	80	40	2.0
6021 08000	80	85	90	47.5	2.0
6021 10000	100	104	100	58	2.0
6021 12500	125	129	187.5	74	2.0
6021 15000	150	154	225	90	2.0
6021 20000	200	204	300	115	2.0

**1.4301 and 1.4404 are available.

NL7WWW Tee without straight-end



Basic Ordering Number: 6022

NO.	DN	A	L	H	T
6022 01000	10	12	26	9	1.5
6022 01500	15	18	35	11	1.5
6022 02000	20	22	40	13	1.5
6022 02500	25	28	50	16	1.5
6022 03200	32	34	55	19.5	1.5
6022 04000	40	40	60	23	1.5
6022 05000	50	52	70	30	1.5

**1.4301 and 1.4404 are available.

NOTE! Treatment: Annealed.

**All measurements are in millimeters (mm)
Conversion to inches, 25.4mm=1inch

DIN11852/DIN11850

Part for DIN tubes

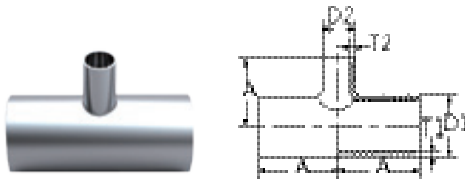


TUBES AND FITTINGS **GEMO**

Finish: OD: Semi bright. ID: Mirror
Connections: Welding ends

1.2

DL7W Reducing Tee with straight-end, acc. to DIN 11852



Basic Ordering Number: 6023

NO.	DN	D1×T1	D2×T2	A	kg
6023 02520	25/20	29×1.5	23×1.5	50	0.12
6023 03225	32/25	35×1.5	29×1.5	55	0.15
6023 04025	40/25	41×1.5	29×1.5	60	0.18
6023 04032	40/32	41×1.5	35×1.5	60	0.20
6023 05025	50/25	53×1.5	29×1.5	70	0.27
6023 05040	50/40	53×1.5	41×1.5	70	0.31
6023 06525	65/25	70×2.0	29×1.5	80	0.50
6023 06540	65/40	70×2.0	41×1.5	80	0.51
6023 06550	65/50	70×2.0	53×1.5	80	0.60
6023 08025	80/25	85×2.0	29×1.5	90	0.73
6023 08040	80/40	85×2.0	41×1.5	90	0.74
6023 08050	80/50	85×2.0	53×1.5	90	0.76
6023 08065	80/65	85×2.0	70×2.0	90	0.84
6023 10025	100/25	104×2.0	29×1.5	100	1.02
6023 10040	100/40	104×2.0	41×1.5	100	1.06
6023 10050	100/50	104×2.0	53×1.5	100	1.08
6023 10065	100/65	104×2.0	70×2.0	100	1.17
6023 10080	100/80	104×2.0	85×2.0	100	1.24
6023 12525	125/25	129×2.0	29×1.5	187.5	2.02
6023 12540	125/40	129×2.0	41×1.5	187.5	2.04
6023 12550	125/50	129×2.0	53×1.5	187.5	2.07
6023 12565	125/65	129×2.0	70×2.0	187.5	2.08
6023 12580	125/80	129×2.0	85×2.0	187.5	2.17
6023 125100	125/100	129×2.0	104×2.0	187.5	2.22
6023 15025	150/25	154×2.0	29×1.5	225	2.98
6023 15040	150/40	154×2.0	41×1.5	225	2.99
6023 15050	150/50	154×2.0	53×1.5	225	3.02
6023 15065	150/65	154×2.0	70×2.0	225	3.03
6023 15080	150/80	154×2.0	85×2.0	225	3.09
6023 150100	150/100	154×2.0	104×2.0	225	3.18
6023 150125	150/125	154×2.0	129×2.0	225	3.39

**1.4301 and 1.4404 are available.

NOTE! Treatment: Annealed.

**All measurements are in millimeters (mm)
Conversion to inches, 25.4mm=1inch

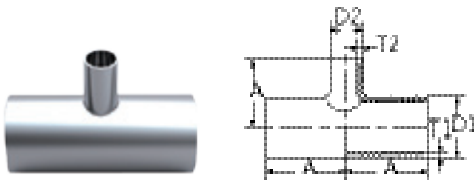
DIN11852/DIN11850

Part for DIN tubes



Finish: OD: Semi bright. ID: Mirror
Connections: Welding ends

NL7W Reducing Tee with straight-end



Basic Ordering Number: 6024

NO.	DN	D1×T1	D2×T2	A	kg
6024 02520	25/20	28×1.5	22×1.5	50	0.12
6024 03225	32/25	34×1.5	28×1.5	55	0.15
6024 04025	40/25	40×1.5	28×1.5	60	0.18
6024 04032	40/32	40×1.5	34×1.5	60	0.20
6024 05025	50/25	52×1.5	28×1.5	70	0.27
6024 05040	50/40	52×1.5	40×1.5	70	0.31
6024 06525	65/25	70×2.0	28×1.5	80	0.50
6024 06540	65/40	70×2.0	40×1.5	80	0.51
6024 06550	65/50	70×2.0	52×1.5	80	0.60
6024 08025	80/25	85×2.0	28×1.5	90	0.73
6024 08040	80/40	85×2.0	40×1.5	90	0.74
6024 08050	80/50	85×2.0	52×1.5	90	0.76
6024 10025	100/25	104×2.0	28×1.5	100	1.02
6024 10040	100/40	104×2.0	40×1.5	100	1.06
6024 10050	100/50	104×2.0	52×1.5	100	1.08
6024 12525	125/25	129×2.0	28×1.5	187.5	2.02
6024 12540	125/40	129×2.0	40×1.5	187.5	2.04
6024 12550	125/50	129×2.0	52×1.5	187.5	2.07
6024 15025	150/25	154×2.0	28×1.5	225	2.98
6024 15040	150/40	154×2.0	40×1.5	225	2.99
6024 15050	150/50	154×2.0	52×1.5	225	3.02

**1.4301 and 1.4404 are available.

NOTE! Treatment: Annealed.

**All measurements are in millimeters (mm)
Conversion to inches, 25.4mm=1inch

DIN11852/DIN11850

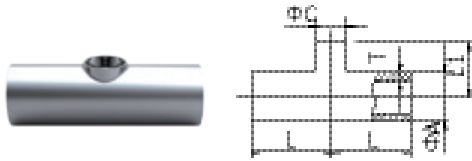
Part for DIN tubes



Finish: OD: Semi bright. ID: Mirror
Connections: Welding ends

1.2

D7W Reducing Tee without straight-end, acc. to DIN 11852



Basic Ordering Number: 6025

NO.	DN	A	C	L	L1	T
6025 02520	25-20	29	23	50	17	1.5
6025 03225	32-25	35	29	55	19.5	1.5
6025 04025	40-25	41	29	60	22.5	1.5
6025 04032	40-32	41	35	60	22.5	1.5
6025 05025	50-25	53	29	70	29.5	1.5
6025 05032	50-32	53	35	70	29.5	1.5
6025 05040	50-40	53	41	70	29.5	1.5
6025 06525	65-25	70	29	80	39	2.0
6025 06532	65-32	70	35	80	39	2.0
6025 06540	65-40	70	41	80	39	2.0
6025 06550	65-50	70	53	80	39	2.0
6025 08025	80-25	85	29	90	46.5	2.0
6025 08032	80-32	85	35	90	46.5	2.0
6025 08040	80-40	85	41	90	46.5	2.0
6025 08050	80-50	85	53	90	46.5	2.0
6025 08065	80-65	85	70	90	46.5	2.0
6025 10025	100-25	104	29	100	56	2.0
6025 10032	100-32	104	35	100	56	2.0
6025 10040	100-40	104	41	100	56	2.0
6025 10050	100-50	104	53	100	56	2.0
6025 10065	100-65	104	70	100	56	2.0
6025 10080	100-80	104	85	100	56	2.0
6025 12525	125-25	129	29	187.5	68.5	2.0
6025 12532	125-32	129	35	187.5	68.5	2.0
6025 12540	125-40	129	41	187.5	68.5	2.0
6025 12550	125-50	129	53	187.5	68.5	2.0
6025 12565	125-65	129	70	187.5	68.5	2.0
6025 12580	125-80	129	85	187.5	68.5	2.0
6025 125100	125-100	129	104	187.5	68.5	2.0
6025 15032	150-32	154	35	225	81	2.0
6025 15040	150-40	154	41	225	81	2.0
6025 15050	150-50	154	53	225	81	2.0
6025 15065	150-65	154	70	225	81	2.0
6025 15080	150-80	154	85	225	81	2.0
6025 150100	150-100	154	104	225	81	2.0
6025 150125	150-125	154	129	225	81	2.0

**1.4301 and 1.4404 are available.

NOTE! Treatment: Annealed.

**All measurements are in millimeters (mm)
Conversion to inches, 25.4mm=1inch

DIN11852/DIN11850

Part for DIN tubes

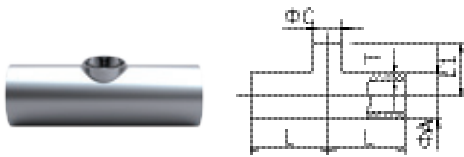


TUBES AND FITTINGS **GEMO**

Finish: OD: Semi bright. ID: Mirror
Connections: Welding ends

1.2

N7W Reducing Tee without straight-end



Basic Ordering Number: 6026

NO.	DN	A	C	L	L1	T
6026 02520	25-20	28	22	50	17	1.5
6026 03225	32-25	34	28	55	19.5	1.5
6026 04025	40-25	40	28	60	22.5	1.5
6026 04032	40-32	40	34	60	22.5	1.5
6026 05025	50-25	52	28	70	29.5	1.5
6026 05032	50-32	52	34	70	29.5	1.5
6026 05040	50-40	52	40	70	29.5	1.5
6026 06525	65-25	70	28	80	39	2.0
6026 06532	65-32	70	34	80	39	2.0
6026 06540	65-40	70	40	80	39	2.0
6026 06550	65-50	70	52	80	39	2.0
6026 08025	80-25	85	28	90	46.5	2.0
6026 08032	80-32	85	34	90	46.5	2.0
6026 08040	80-40	85	40	90	46.5	2.0
6026 08050	80-50	85	52	90	46.5	2.0
6026 10025	100-25	104	28	100	56	2.0
6026 10032	100-32	104	34	100	56	2.0
6026 10040	100-40	104	40	100	56	2.0
6026 10050	100-50	104	52	100	56	2.0

**1.4301 and 1.4404 are available.

NOTE! Treatment: Annealed.

**All measurements are in millimeters (mm)
Conversion to inches, 25.4mm=1inch

DIN11852/DIN11850

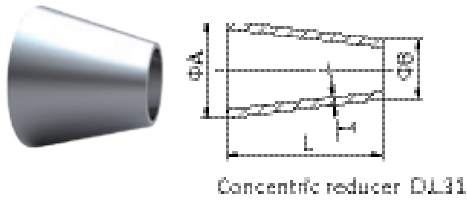
Part for DIN tubes



Finish: OD: Semi bright. ID: Mirror
Connections: Welding ends

1.2

DL31 Concentric Reducer



Basic Ordering Number: 6027

NO.	DN	A	B	L	T
6027 01510	15×10	18	12	11	1.5
6027 02010	20×10	22	12	18	1.5
6027 02015	20×15	22	18	7	1.5
6027 02510	25×10	28	12	28	1.5
6027 02515	25×15	28	18	18	1.5
6027 02520	25×20	28	22	23	1.5
6027 03215	32×15	34	18	30	1.5
6027 03220	32×20	34	22	22	1.5
6027 03225	32×25	34	28	11	1.5
6027 04020	40×20	40	22	33	1.5
6027 04025	40×25	40	28	22	1.5
6027 04032	40×32	40	34	11	1.5
6027 05025	50×25	52	28	44	1.5
6027 05032	50×32	52	34	33	1.5
6027 05040	50×40	52	40	22	1.5
6027 06532	65×32	70	34	62	2.0
6027 06540	65×40	70	40	51	2.0
6027 06550	65×50	70	52	29	2.0
6027 08040	80×40	85	40	78	2.0
6027 08050	80×50	85	52	56	2.0
6027 08065	80×65	85	70	27	2.0
6027 10050	100×50	104	52	90	2.0
6027 10065	100×65	104	70	64	2.0
6027 10080	100×80	104	85	34	2.0
6027 12565	125×65	129	70	96	2.0
6027 12580	125×80	129	85	79	2.0
6027 125100	125×100	129	104	45	2.0
6027 15080	150×80	154	85	90	2.0
6027 150100	150×100	154	104	66.5	2.0
6027 150125	150×125	154	129	45	2.0
6027 200150	200×150	204	154	68	2.0

**1.4301 and 1.4404 are available.

NOTE! Treatment: Annealed.

**All measurements are in millimeters (mm)
Conversion to inches, 25.4mm=1inch

DIN11852/DIN11850

Part for DIN tubes

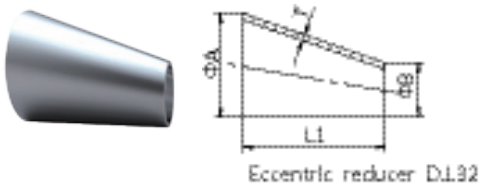


TUBES AND FITTINGS **GEMO**

Finish: OD: Semi bright. ID: Mirror
Connections: Welding ends

1.2

DL32 Eccentric Reducer



Basic Ordering Number: 6028

NO.	DN	A	B	L1	T
6028 01510	15×10	18	12	16.5	1.5
6028 02010	20×10	22	12	27.5	1.5
6028 02015	20×15	22	18	11	1.5
6028 02510	25×10	28	12	44	1.5
6028 02515	25×15	28	18	27.5	1.5
6028 02520	25×20	28	22	16.5	1.5
6028 03215	32×15	34	18	44	1.5
6028 03220	32×20	34	22	33	1.5
6028 03225	32×25	34	28	14.5	1.5
6028 04020	40×20	40	22	49.5	1.5
6028 04025	40×25	40	28	33	1.5
6028 04032	40×32	40	34	16.5	1.5
6028 05025	50×25	52	28	66	1.5
6028 05032	50×32	52	34	49.5	1.5
6028 05040	50×40	52	40	33	1.5
6028 06532	65×32	70	34	92	2.0
6028 06540	65×40	70	40	77	2.0
6028 06550	65×50	70	52	44	2.0
6028 08040	80×40	85	40	97	2.0
6028 08050	80×50	85	52	85	2.0
6028 08065	80×65	85	70	41.2	2.0
6028 10050	100×50	104	52	137.5	2.0
6028 10065	100×65	104	70	93.5	2.0
6028 10080	100×80	104	85	52.5	2.0
6028 12565	125×65	129	70	138	2.0
6028 12580	125×80	129	85	121	2.0
6028 125100	125×100	129	104	68.5	2.0
6028 15080	150×80	154	85	110	2.0
6028 150100	150×100	154	104	90	2.0
6028 150125	150×125	154	129	68.5	2.0

**1.4301 and 1.4404 are available.

NOTE! Treatment: Annealed.

**All measurements are in millimeters (mm)
Conversion to inches, 25.4mm=1inch

P&E Flow Technology Profile

P&E Flow Technology is provider of professional products for the fluid industry and related solutions.

We are committed to brew processing, beverage processing, Dairy and Foodstuff processing, pharmaceutical industry, water treatment works, Bio-engineering and fluid technology industry

P&E Flow Technology Brands

CKAN

ZIMANI

GEMO

Meatier

Shst

How to contact P&E Flow Technology
www.pestainless.com

GEMO Products Services
Please visit and contact us:
www.gemoindustries.com

Technical Support
Tech@gemoindustries.com

Service
Info@gemoindustries.com

Dealer Management
DealerManagement@gemoindustries.com

P&E Flow Technology

Address: Shacheng Street, WenZhou, P.R China.
Post Code: 325000

Service, Sales
Tel: +86-577-85826961
Email: Info@pestainless.com

Dealer Management
Email: DealerManagement@pestainless.com

Copyright © 2011 P&E

GEMO is a trademark registered and owned by P&E Flow Technology. P&E reserves the right to change specifications without prior notify action.