

UNIONS

DIN11851/DIN11850

1.2



DIN11851 Unions All acc. To GERMANY DIN Standard
EACH FITTINGS PACKAGING HAS A BARCODE

UNIONS DIN11851/DIN11850

1.2

The DIN union is the German standard hygienic fitting, A complete range of DIN fittings are offered in order to meet the needs of imported equipment from Europe. These fittings are used for hygienic purposes and offer a leak-free joint obtained with a rubber seal. Available in sizes

DN15mm to DN150mm.



GEMO DIN Unions meet

DIN requirements

DIN11851/DIN11850

FITTINGS SPECIFICATIONS....

Size Range: DN10 ID through DN150 ID

Materials: 1.4301(304), 1.4404(316L)

Processing: Forging

Machined by CNC

Internal 21Ra(0.51µm) External 32Ra(0.8µm)

Working Pressure Range, (Fully Forged Unions):

DN 10 - DN 40 Max, Working Pressure 40 Bar @ 20°C

DN 50 - DN 100 Max, Working pressure 25 Bar @ 20°C

DN 125 - DN 150 Max, Working pressure 16 Bar @ 20°C

ORDERING

SPECIFICATIONS....

Specify:

- Description
- Code No.
- Size
- Material
- Surface Polish Requirements
- Quantity

Description	Item No	Size	Material	Surface	Quantity
DIN-13	6034	DN50	1.4301	Ra≤0.8µm	500

NOTES THE DIMENSION TABLES

- All Dimensions are according to DIN standard.
- Wall Thickness: Fittings DN15-DN50 sizes are manufactured with 1.5 mm wall thickness. The DN65-DN200 tube size is manufactured with 2mm wall thickness.


NOTE! Treatment: CNC Finished

**All measurements are in millimeters (mm)
Conversion to inches, 25.4mm=1inch

UNIONS DIN11851/DIN11850

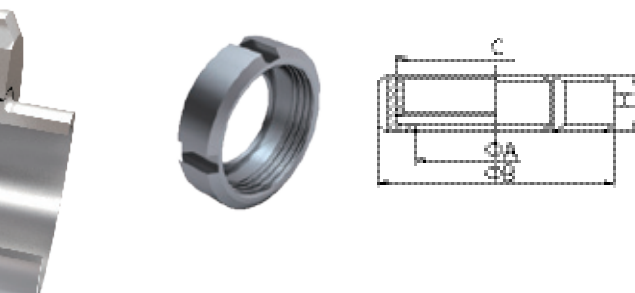
Part for DIN tubes



Finish: OD: Semi bright. ID: Semi bright
 Connections: Welding ends
 Seals: Silicone
 Thread: Round type 

1.2

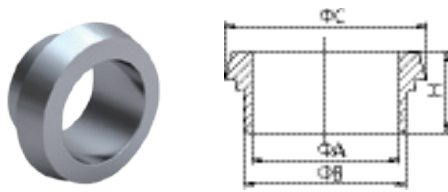
DIN-13 Nut



Basic Ordering Number: 6034

NO.	DN	A	B	C	H
6034 01000	10	19	38	Rd28x1/8"	18
6034 01500	15	25	44	Rd34x1/8"	18
6034 02000	20	31	54	Rd44x1/6"	20
6034 02500	25	36	63	Rd52x1/6"	21
6034 03200	32	42.5	70	Rd58x1/6"	21
6034 04000	40	49	78	Rd65x1/6"	21
6034 05000	50	62	92	Rd78x1/6"	22
6034 06500	65	80	112	Rd95x1/6"	25
6034 07530	75-3.0	86.5	120	Rd104x1/6"	26
6034 08000	80	94	127	Rd110x1/4"	29
6034 10000	100	115	138	Rd130x1/4"	31
6034 12500	125	138	178	Rd160x1/4"	35
6034 15000	150	164	210	Rd190x1/4"	40

DIN-14 Welding liner

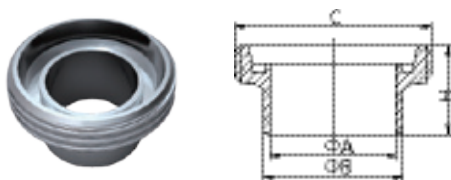


Basic Ordering Number: 6035

**Only 1.4301 is available.

NO.	DN	A	B	C	H
6035 01000	10	10	15	22.5	17
6035 01500	15	16	21	28.5	17
6035 02000	20	20	25	36.5	18
6035 02500	25	26	31	44	22
6035 03200	32	32	37	50	25
6035 04000	40	38	43	56	26
6035 05000	50	50	55	68.5	28
6035 06500	65	66	72	86	32
6035 08000	80	81	87	100	37
6035 10000	100	100	106	121	44
6035 12500	125	125	132	150	34
6035 15000	150	150	157	176	37

DIN-15 Welding male



Basic Ordering Number: 6036

**1.4301 and 1.4404 are available.

NO.	DN	A	B	C	H
6036 01000	10	10	15	Rd28x1/8"	21
6036 01500	15	16	21	Rd34x1/8"	21
6036 02000	20	20	25	Rd44x1/6"	24
6036 02500	25	26	31	Rd52x1/6"	29
6036 03200	32	32	37	Rd58x1/6"	32
6036 04000	40	38	43	Rd65x1/6"	33
6036 05000	50	50	55	Rd78x1/6"	35
6036 06500	65	66	72	Rd95x1/6"	40
6036 08000	80	81	87	Rd110x1/4"	45
6036 10000	100	100	106	Rd130x1/4"	54
6036 12500	125	125	132	Rd160x1/4"	46
6036 15000	150	150	157	Rd190x1/4"	50

**1.4301 and 1.4404 are available.


NOTE! Treatment: CNC Finished

**All measurements are in millimeters (mm)
 Conversion to inches, 25.4mm=1inch

UNIONS DIN11851/DIN11850

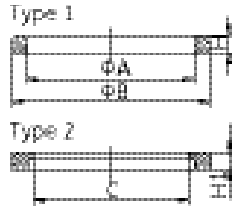
Part for DIN tubes



Finish: OD: Semi bright. ID: Semi bright
 Connections: Welding ends
 Seals: Silicone
 Thread: Round type 

1.2

DIN-16 Silicone Seal

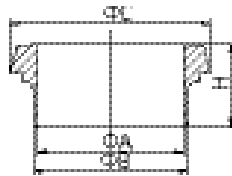


Basic Ordering Number: 6037

NO.	(DN)	Size	A	B	C	H	H1
6037 01000	10	3/8"	12	20	10.2	4.5	5
6037 01500	15	1/2"	18	26	16.2	4.5	5
6037 02000	20	3/4"	23	33	20.2	4.5	5
6037 02500	25	1"	30	40	26.2	5	6
6037 03200	32	1.25"	36	46	32.2	5	6
6037 04000	40	1.5"	42	52	38.2	5	6
6037 05000	50	2"	54	64	50.2	5	6
6037 06500	65	2.5"	71	81	66.2	5	6
6037 08000	80	3"	85	95	81.2	5	6
6037 10000	100	4"	104	114	100.2	6	6
6037 12500	125	5"	130	142	125.2	7	7
6037 15000	150	6"	155	167	150.2	7	7

**Silicone and EPDM are available.

DIN-14H Welding liner

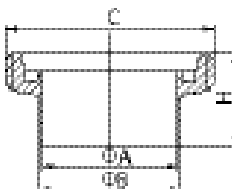


Basic Ordering Number: 6038

NO.	DN	A	B	C	H
6038 01000	10	10	13	22.5	17
6038 01500	15	16	19	28.5	17
6038 02000	20	20	23	36.5	18
6038 02500	25	26	29	44	22
6038 03200	32	32	35	50	25
6038 04000	40	38	41	56	26
6038 05000	50	50	53	68.5	28
6038 06500	65	66	70	86	32
6038 08000	80	81	85	100	37
6038 10000	100	100	104	121	44
6038 12500	125	125	129	150	34
6038 15000	150	150	154	176	37

**1.4301 and 1.4404 are available.

DIN-15H Welding male



Basic Ordering Number: 6039

NO.	DN	A	B	C	H
6039 01000	10	10	13	Rd28×1/8"	21
6039 01500	15	16	19	Rd34×1/8"	21
6039 02000	20	20	23	Rd44×1/6"	24
6039 02500	25	26	29	Rd52×1/6"	29
6039 03200	32	32	35	Rd58×1/6"	32
6039 04000	40	38	41	Rd65×1/6"	33
6039 05000	50	50	53	Rd78×1/6"	35
6039 06500	65	66	70	Rd95×1/6"	40
6039 08000	80	81	85	Rd110×1/4"	45
6039 10000	100	100	104	Rd130×1/4"	54
6039 12500	125	125	129	Rd160×1/4"	46
6039 15000	150	150	154	Rd190×1/4"	50


**1.4301 and 1.4404 are available.

NOTE! Treatment: CNC Finished

**All measurements are in millimeters (mm)
 Conversion to inches, 25.4mm=1inch

UNIONS DIN11851/DIN11850

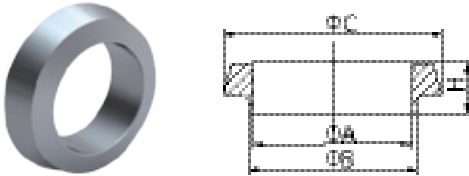
Part for DIN tubes

Finish: OD: Semi bright. ID: Semi bright
 Connections: Welding ends
 Seals: Silicone
 Thread: Round type 



DIN-14S Welding liner

Basic Ordering Number: 6040

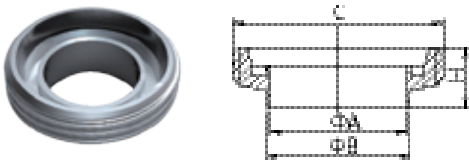


NO.	DN	A	B	C	H
6040 01000	10	10	13	22.5	13
6040 01500	15	16	19	28.5	13
6040 02000	20	20	23	36.5	13
6040 02500	25	26	29	44	15
6040 03200	32	32	35	50	15
6040 04000	40	38	41	56	15
6040 05000	50	50	53	68.5	16
6040 06500	65	66	70	86	17
6040 08000	80	81	85	100	17
6040 10000	100	100	104	121	20
6040 12500	125	125	129	150	23.5
6040 15000	150	150	154	176	27

**1.4301 and 1.4404 are available.

DIN-15S Welding male

Basic Ordering Number: 6041

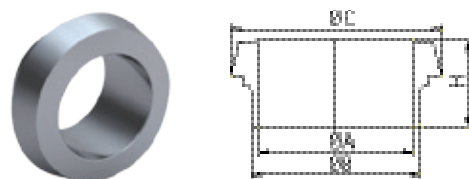


NO.	DN	A	B	C	H
6041 01000	10	10	13	Rd28×1/8"	17
6041 01500	15	16	19	Rd34×1/8"	17
6041 02000	20	20	23	Rd44×1/6"	19
6041 02500	25	26	29	Rd52×1/6"	22
6041 03200	32	32	35	Rd58×1/6"	22
6041 04000	40	38	41	Rd65×1/6"	22
6041 05000	50	50	53	Rd78×1/6"	23
6041 06500	65	66	70	Rd95×1/6"	25
6041 08000	80	81	85	Rd110×1/4"	25
6041 10000	100	100	104	Rd130×1/4"	30
6041 12500	125	125	129	Rd160×1/4"	35.5
6041 15000	150	150	154	Rd190×1/4"	40

**1.4301 and 1.4404 are available.

DIN-14P Welding liner

Basic Ordering Number: 6042



NO.	DN	A	B	C	H
6042 01000	10	9	12	22.5	17
6042 01500	15	15	18	28.5	17
6042 02000	20	19	22	36.5	18
6042 02500	25	25	28	44	22
6042 03200	32	31	34	50	25
6042 04000	40	37	40	56	26
6042 05000	50	49	52	68.5	28

**1.4301 and 1.4404 are available.


NOTE! Treatment: CNC Finished

**All measurements are in millimeters (mm)
 Conversion to inches, 25.4mm=1inch

UNIONS DIN11851/DIN11850

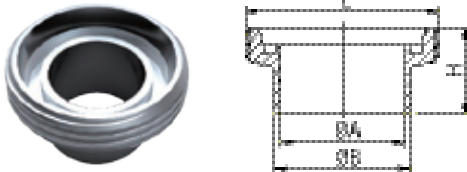
Part for DIN tubes



Finish: OD: Semi bright. ID: Semi bright
 Connections: Welding ends
 Seals: Silicone
 Thread: Round type 

1.2

DIN-15P Reducing Welding male

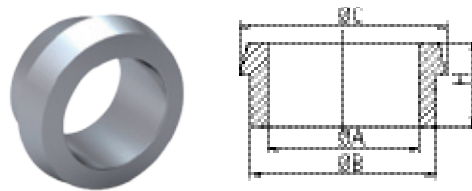


Basic Ordering Number: 6043

NO.	DN	A	B	C	H
6043 01000	10	9	12	RD28×1/8"	21
6043 01500	15	15	18	RD34×1/8"	21
6043 02000	20	19	22	RD44×1/6"	24
6043 02500	25	25	28	RD52×1/6"	29
6043 03200	32	31	34	RD58×1/6"	32
6043 04000	40	37	40	RD65×1/6"	33
6043 05000	50	49	52	RD78×1/6"	35

**1.4301 and 1.4404 are available.

DIN-14T Thickening liner

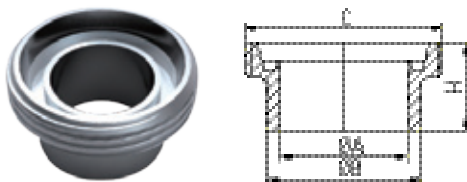


Basic Ordering Number: 6044

NO.	DN	A	B	C	H
6044 01000	10	10	18	22.5	17
6044 01500	15	16	24	28.5	17
6044 02000	20	20	30	36.5	18
6044 02500	25	26	35	44	22
6044 03200	32	32	41	50	25
6044 04000	40	38	48	56	26
6044 05000	50	50	61	68.5	28
6044 06500	65	66	79	86	32
6044 08000	80	81	93	100	37
6044 10000	100	100	114	121	44

**1.4301 and 1.4404 are available.

DIN-15T Thickening Welding male



Basic Ordering Number: 6045

NO.	DN	A	B	C	H
6045 01000	10	10	18	RD28×1/8"	21
6045 01500	15	16	24	RD34×1/8"	21
6045 02000	20	20	30	RD44×1/6"	24
6045 02500	25	26	35	RD52×1/6"	29
6045 03200	32	32	41	RD58×1/6"	32
6045 04000	40	38	48	RD65×1/6"	33
6045 05000	50	50	61	RD78×1/6"	35
6045 06500	65	66	79	RD95×1/6"	40
6045 08000	80	81	93	RD110×1/4"	45
6045 10000	100	100	114	RD130×1/4"	54

**1.4301 and 1.4404 are available.


NOTE! Treatment: CNC Finished

**All measurements are in millimeters (mm)
 Conversion to inches, 25.4mm=1inch

UNIONS DIN11851/DIN11850

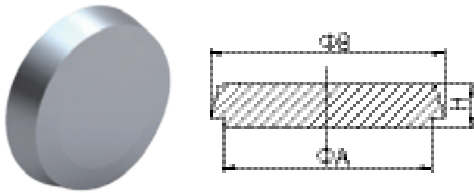
Part for DIN tubes



Finish: OD: Semi bright. ID: Semi bright
 Connections: Welding ends
 Seals: Silicone
 Thread: Round type 

DIN-14B Blind liner

Basic Ordering Number: 6046

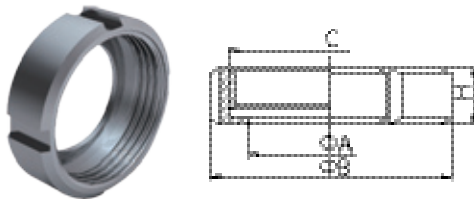


NO.	DN	A	B	H
6046 01000	10	18	22.5	9
6046 01500	15	24	28.5	9
6046 02000	20	30	36.5	11
6046 02500	25	35	44	13
6046 03200	32	41	50	13
6046 04000	40	48	56	13
6046 05000	50	61	68.5	14
6046 06500	65	79	86	16
6046 08000	80	93	100	16
6046 10000	100	114	121	20
6046 12500	125	137	150	22
6046 15000	150	163	176	24

**1.4301 and 1.4404 are available.

DIN-13RS Nut

Basic Ordering Number: 6047

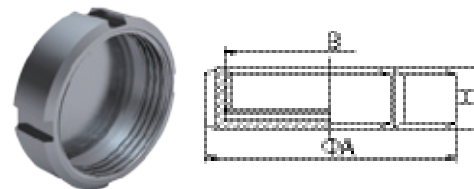


NO.	DN	A	B	C	H
6047 01000	10	19	36	Rd28x1/8"	18
6047 01500	15	25	42	Rd34x1/8"	18
6047 02000	20	31	52	Rd44x1/6"	20
6047 02500	25	36	61	Rd52x1/6"	21
6047 03200	32	42.5	68	Rd58x1/6"	21
6047 04000	40	49	76	Rd65x1/6"	21
6047 05000	50	62	90	Rd78x1/6"	22
6047 06500	65	80	108	Rd95x1/6"	25
6047 08000	80	94	125	Rd110x1/4"	29
6047 10000	100	115	145	Rd130x1/4"	30

**Only 1.4301 is available.

DIN-13RB Blind Nut

Basic Ordering Number: 6048



NO.	DN	A	B	H
6048 01000	10	38	Rd28x1/8"	18
6048 01500	15	44	Rd34x1/8"	18
6048 02000	20	54	Rd44x1/6"	20
6048 02500	25	63	Rd52x1/6"	21
6048 03200	32	70	Rd58x1/6"	21
6048 04000	40	78	Rd65x1/6"	21
6048 05000	50	92	Rd78x1/6"	22
6048 06500	65	112	Rd95x1/6"	25
6048 08000	80	127	Rd110x1/4"	29
6048 10000	100	148	Rd130x1/4"	31
6048 12500	125	178	Rd160x1/4"	35
6048 15000	150	210	Rd190x1/4"	40

**Only 1.4301 is available.

NOTE! Treatment: CNC Finished

**All measurements are in millimeters (mm)
 Conversion to inches, 25.4mm=1inch

UNIONS DIN11851/DIN11850

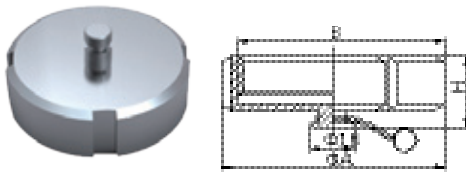
Part for DIN tubes



Finish: OD: Semi bright. ID: Semi bright
 Connections: Welding ends
 Seals: Silicone
 Thread: Round type

1.2

DIN-13RBN Blind Nut with boss

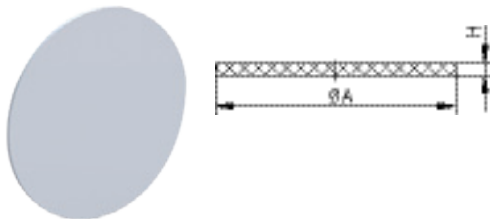


Basic Ordering Number: 6049

NO.	DN	A	B	H
6049 01000	10	38	Rd28×1/8"	25
6049 01500	15	44	Rd34×1/8"	25
6049 02000	20	54	Rd44×1/6"	27
6049 02500	25	63	Rd52×1/6"	28
6049 03200	32	70	Rd58×1/6"	28
6049 04000	40	78	Rd65×1/6"	28
6049 05000	50	92	Rd78×1/6"	29
6049 06500	65	112	Rd95×1/6"	32
6049 08000	80	127	Rd110×1/4"	36
6049 10000	100	148	Rd130×1/4"	38
6049 12500	125	178	Rd160×1/4"	42
6049 15000	150	210	Rd190×1/4"	47

**Only 1.4301 is available.

P-16 Blind nut seal



Basic Ordering Number: 6050

NO.	DN	A	H	H(PTFE)
6050 01000	10	28	3	1.5
6050 01500	15	34	3	1.5
6050 02000	20	44	3	1.5
6050 02500	25	52	3	1.5
6050 03200	32	58	3	1.5
6050 04000	40	65	3	1.5
6050 05000	50	78	3	1.5
6050 06500	65	95	3	1.5
6050 08000	80	110	3	1.5
6050 10000	100	130	3	1.5
6050 12500	125	160	3	1.5
6050 15000	150	190	3	1.5

**Silicone and EPDM are available.

NOTE! Treatment: CNC Finished

**All measurements are in millimeters (mm)
 Conversion to inches, 25.4mm=1inch

P&E Flow Technology Profile

P&E Flow Technology is provider of professional products for the fluid industry and related solutions.

We are committed to brew processing, beverage processing, Dairy and Foodstuff processing, pharmaceutical industry, water treatment works, Bio-engineering and fluid technology industry

P&E Flow Technology Brands

CKAN

ZIMANI

GEMO

Meatier

Shst

How to contact P&E Flow Technology
www.pestainless.com

GEMO Products Services
Please visit and contact us:
www.gemoindustries.com

Technical Support
Tech@gemoindustries.com

Service
Info@gemoindustries.com

Dealer Management
DealerManagement@gemoindustries.com

P&E Flow Technology

Address: Shacheng Street, WenZhou, P.R China.
Post Code: 325000

Service, Sales
Tel: +86-577-85826961
Email: Info@pestainless.com

Dealer Management
Email: DealerManagement@pestainless.com

Copyright © 2011 P&E

GEMO is a trademark registered and owned by P&E Flow Technology. P&E reserves the right to change specifications without prior notify action.